



WEST BENGAL STUDENT CREDIT CARD SCHEME



USER MANUAL FOR THE STUDENT CREDIT CARD

Step 1:

Please download the scheme document and read carefully before proceeding for registration.



Step 2:

Please keep the following documents with you before registration process.

- (a) Colour Photograph of the applicant (should be in *.jpeg / .jpg* between 50 KB and 20 KB)
- (b) Colour Photograph of the co-applicant / co-borrower (should be in *.jpeg / .jpg* format, between 50 KB and 20 KB)
- (c) Signature of the student (should be in *.jpeg / .jpg* format, between 50 KB and 10 KB)
- (d) Co-borrower / Guardian's signature (should be in *.jpeg / .jpg*, format, between 50 KB and 10 KB)
- (e) Student's AADHAR Card (should be in *.pdf* format, between 400 KB and 50 KB)



Step 2: Cont'd.....

- (f) Student's Class 10th Board registration certificate (if no AADHAR card) (should be in *.pdf* format between 400 KB and 50 KB)
- (g) Guardian's Address Proof (should be in *.pdf* format between 400 KB and 50 KB)
- (h) Admission Receipt (should be in *.pdf* between 400 KB and 50 KB)
- (i) Student's PAN Card / undertaking if there is no PAN Card (should be in *.pdf* format between 400 KB and 50 KB)
- (j) Guardian's PAN Card / undertaking if there is no PAN Card (should be in *.pdf format* between 400 KB and 50 KB)
- (k) Relevant page of the brochure / document detaining course fee / tuition fee (should be in *.pdf* format between 400 KB and 50 KB)



To resize a jpeg or jpg format image to bring to a specified size:

1. Click the image with mobile or Camera and transfer it to your desk top or laptop.
2. Crop out the unnecessary portions of the image (Open the image → Select Edit & Create → Select Edit → Click on the desired border line and drag to crop out → Click Save)
3. To resize (Right click the image → Select Open with → Select Paint → Select Resize → Select Percentage option → Type the desired percentage inside the box i.e 75 etc. → Click OK → Click Save → Check the file size)
4. If not OK yet, repeat the above steps
(Alternate methods also may be applied, if desired)



A few clarifications before proceeding for registration

- Student Credit Card / loan cannot be applied for future courses. Admission receipt is to be uploaded while applying.

For example, if a student is presently studying in Class XII and he proposes to study management in future, he cannot apply for loan considering /clubbing course fee of management courses. At present he has to apply for loan considering his course fee of Class XII only. For future courses, he has to apply for a fresh credit card after admission to that particular course.

- The students cannot apply for credit card loan considering their course fee of the regular institute as well as coaching institute fee clubbed.

- Loan cannot be applied for the course fees or admission fees etc which have already been paid to the institution . Fees to be paid in future for the running course only, is to be mentioned. There is no re-imburement system in this scheme.



A few clarifications before proceeding for registration

Clarification on PROGRAMME NAME / COURSE

Programme Type:

To be selected from drop down list like UG, PG, Diploma, School, Vocational(10+2) etc

Programme Name:

For Each Programme Type, there are a number of Programme Names to be selected.

NOTE : Subject wise courses like MSc Physics etc. are not available in the dropdown list in most of the cases and are not required also as per the scheme. It will not hamper loan sanctioning process. Only broad course like MA, MSc, BA, BSc, etc are to be selected as per the following examples:



A few clarifications before proceeding for registration

Programme Type	Programme Name
PG (Post Graduate)	MA, MSc, MCom, MD, MS, MBA, LLM, M Mus, etc. Subject wise courses like MSc Physics etc. are not required to be selected
UG (Under Graduate)	BA, BSc, BCom, MBBS, BBA, LLB, etc. Subject wise courses like BSc Physics etc. are not required to be selected
Diploma	ANM, GNM, PGDBA, PGDM, PG Diploma, all Diploma in Poly-techniques, Paramedicals, etc.
Certificate	ITI
School	Class 10, Class 11, Class 12
Vocational (10+2)	Class 11, Class 12



Step 3:

Online Registration:

Visit www.wb.gov.in or <https://banglaruchchashiksha.wb.gov.in> and click STUDENT CREDIT CARD tab or Log in to <https://wbacc.wb.gov.in> Click on **REGISTRATION OF STUDENT** form option, fill up the Registration of Student form and then Click on Register button to generate user id and password.



FORMAT OF THE STUDENT'S REGISTRATION FORM

Student Registration

Basic Details

Applicant Name*
FIRST NAME MIDDLE NAME LAST NAME

Date of Birth*
Date of Birth

Gender*
---Please Select Gender---

Do you have Aadhaar Number*
---Please Select---

Present Course of Study

State of Institution*
---Please Select State of Institution---

District of Institution*
---Please Select District of Institution---

Name of Institution*
---Please Select Institution---

Programme Type*
---Please Select Programme---

Programme Name*
---Please Select Programme Name---

Contact Details

Mobile No*
Mobile No

Email ID*
Email ID

Re-enter Email ID*
Re-enter Email ID
Email Address is required

Password

Password*
Enter Password*
Password is required

Confirm Password*
Confirm Password

Very Weak!(Must be 8 or more chars)

[Register](#)

To be selected from the drop down list (Yes/No)

To be selected from the drop down list

To be selected from the drop down list

Password should be strong. It should contain minimum eight characters consisting of at least one upper case Alphabet (i.e, A-Z), one lower case alphabet (i.e, a-z), One numeric character (i.e 0-9) & one special character (i.e., @\$%^)

Password should be strong. Password should contain minimum eight characters, consisting of atleast One Upper Case Alphabet (i.e, A-Z), One Lower case Alphabet (i.e, a-z), One Numeric Character (i.e, 0-9) & One Special Character (i.e, @\$%^_)

To be selected from the drop down list

To be selected from the drop down list

To be selected from the drop down list

Please do not copy, need to be typed

This Password will be used for all future purposes



FORMAT OF THE STUDENT'S REGISTRATION FORM (WHEN THE STUDENT HAS AADHAAR CARD)

Applicant Registration

Applicant Name*

FIRST NAME

MIDDLE NAME

LAST NAME

Date of Birth*

Date of Birth

Sex*

....Please Select Sex----

Do you have Aadhaar Number?*

Yes

Aadhaar*

Aadhaar No

State of Institution*

....Please Select State of Institution----

District of Institution*

....Please Select District of Institution----

Name of Institution*

....Please Select Institution----

Programme Type*

....Please Select Programme----

Programme Name*

....Please Select Course----

Programme Duration (in Years)*

....Please Select Programme Duration----

Mobile No*

Mobile No

Email ID*

Email ID

Re-enter Email ID*

Re-enter Email ID

Password ?

Password*

Enter Password*

Confirm Password*

Confirm Password

▶▶ Submit

If the selection is
YES

Then insert the
Aadhaar No.



FORMAT OF THE STUDENT'S REGISTRATION FORM (WHEN THE STUDENT HAS NO AADHAAR CARD)

If the selection
is NO

Type the
Registration
Number of
(10th) standard
board

Student Registration

Basic Details

Applicant Name*	AMAR ✓	NATH ✓	GHOOSH ✓
Date of Birth*	20-04-2004 ✓	Gender*	MALE ✓
Do you have Aadhaar Number*	No ✓	Name of 10th standard Board*	Central Board of Secondary Education, CBSE ✓
Registration Number of 10th standard Board*	11001007 ✓	Year of passing of 10 standard Board*	2018 ✓

Present Course of Study

Programme Type*	UG ✓	Programme Name*	B.A.-Bachelor of Arts ✓
State of Institution*	West Bengal ✓		
District of Institution*	NADIA ✓	Name of Institution*	ACHARYA JAGADISH CHANDRA ACADEMY & COLLEGE ✓

Contact Details

Mobile No*	7019129989 ✓		
Email ID*	anupdm@yahoo.co.in ✓	Re-enter Email ID*	anupdm@yahoo.co.in ✓

Password

Password*	Anil@2021 ✓	Confirm Password*	***** ✓
-----------	-------------	-------------------	---------

Passwords matched!

Then type the
name of the
10th standard
board

Register



AFTER COMPLETION OF THE REGISTRATION PROCESS A UNIQUE ID WILL BE GENERATED WHICH WILL BE SENT TO YOUR MOBILE NUMBER WHICH WILL BE USED AS YOUR USER ID FOR SUBMISSION OF APPLICATION. THIS UNIQUE ID WILL BE USED AS USER ID FOR ALL FUTURE PURPOSES

Please enter the OTP sent to your mobile number during registration

MOBILE NO. VERIFICATION

Enter the OTP for OTP ID #56833, sent to your Mobile No XXXXXXX254

Close Verify

After entering the OTP, please click on verify

Date of Birth*	10-03-2004	MALE	
Aadhaar*	██████████	West Bengal	
District of Institution*	KOLKATA	Name of Institution*	Behala College
Programme Type*	UG	Programme Name*	B.A.(Hons)
Programme Duration (in Years)*	3	Mobile No*	██████████
Email ID*	samar.roy@gmail.com	Re-enter Email ID*	sama██████████ail.com
Password*	██████████	Confirm Password*	██████████

Passwords matched!

Submit



This message box will appear after successful registration

This registration number will be generated which will be used as **User ID** for all future purposes.

REGISTRATION SUCCESSFUL

You have successfully Registered In WBSCC. Your Registration Id is **WBSCC216664931**. Your login credentials has been sent to your mobile no. Kindly login with your credentials.

Close

Registration Form Fields:

- Registration No.:** WBSCC216664931
- Registrant Name:** ANIKET
- Date of Birth:** 01-06-2003
- Gender:** MALE
- Do you have Aadhaar:** Yes
- Aadhaar:** 30 8909090909
- State of Institution:** West Bengal
- District of Institution:** KOLKATA
- Name of Institution:** Asutosh College
- Programme Type:** UG
- Programme Name:** B.B.A.-Bachelor of Business Administration
- Contact Details:**
 - Mobile No.:** 98 8888888888
 - Email ID:** anik@asutoshcollege.com
 - Re-enter Email ID:** anik@asutoshcollege.com
- Password:** [Masked]
- Confirm Password:** [Masked]
- Feedback:** Passwords matched!

Register



Step 3: Submission of application

Click **STUDENT LOG IN** button to get :

Student Credit Card
Government of West Bengal
SIGN IN

WBSCC2166644931

.....

..... j h v r u t

Login

New user? Register here

Forgot Applicant Id/Password?

Please enter your
Registration No.

Enter the
Password

After entering the
captcha, click login

Enter the captcha
as shown



APPLICANT DASHBOARD

WBSCC

Welcome, Samarpita Mondal

Dashboard

Application Details

Student Credit Card

Logout

Details of Application

Track Application

#	Activity	Status	Date
1	Applicant Registration	Done	21-06-2021 21:44:31
2	Application Form Fillup	Pending	----
3	Upload Supporting Document	Pending	----
4	Application Submission	Pending	----
5	Status	Registration Done	----

Samarpita Mondal

WBSCC2168641664

9845764347

Apply Now

To apply for the loan, please click on Apply Loan

Here it shows that registration done

Name, Registration no. and contact number will appear, which the student need to checkout

Copyright © 2021 - 2022 Higher Education - All Rights Reserved

Developed and Hosted by: NIC NATIONAL INFORMATICS CENTRE

Personal Details

Name of Student*	ANIKET	MIDDLE NAME	SARKAR
Name of Father	RAGHAB	MIDDLE NAME	SARKAR
Name of Mother	NILIMA	MIDDLE NAME	SARKAR
Co-borrower/Legal guardian's name*	RAGHAV	MIDDLE NAME	SARKAR
Students Mobile No:*	9878900000	Relationship with Co-Borrower*	FATHER
Date of Birth*	01-06-2003	Gender*	MALE
Student Caste*	GENERAL	Whether physically challenged:	No
Do you have Aadhaar Number?:	Yes	Student's Aadhaar Card No:	300000000000
Last Qualification*	HIGHER SECONDARY/EQUIVALENT	Download Undertaking Document	
Student's PAN Card:*	No		

Co-borrower Details

Co-Borrower's Occupation*	BUSINESS	Co-Borrower's Mobile No:*	9856235412
Co-Borrower's Caste*	GENERAL	Co-Borrower's Gender*	MALE
Co-Borrower's Address Proof:	Voter ID Card	Address Proof Document/ID Number*	Z100000000
Co-Borrower's PAN Card:*	Yes	Co-Borrower's PAN Card No:*	DA0000000000

Present Address Details

House No:	77	Street Name:*	FEDER
PIN Code:*	700021	District*	KOLKATA
State*	West Bengal	Assembly*	Entally (Vidhan Sabha constituency)

Permanent Address Details

House No:	77	Street Name:*	FEDER
PIN Code:*	700021	District*	KOLKATA
State*	West Bengal	Assembly*	Entally (Vidhan Sabha constituency)

Course & Income Details

Whether received/receiving any scholarship/free ship from any agency: *	No	Programme Name	B B A
Annual income of co-borrower (all sources):*	1000000	Whether received any Institutional brochure/ document detailing the Course/Tuition fees : *	Yes <small>You have to upload relevant document later on</small>
Programme:*	UG	Year of Completion:*	2024
(Course fee + tuition) (Indicative):*	500000	Loan amount in words:*	FOUR LAKH FIFTY THOUSAND ONLY
Year of Commencement:*	2021		
Loan amount required:*	450000		

Bank Details of the Student

IFS Code:*	ALLA0210022	Name of Bank*	ALLAHABAD BANK
Branch Name:	ALIPORE BRANCH,KOLKATA	A/C No:*	650000000000
Bank For Loan*	THE WEST BENGAL STATE COOPER	Bank Branch For Loan*	SALT LAKE CITY BRANCH

Bank Details of the Co-borrower

IFS Code:*	ALLA0210022	Name of Bank*	ALLAHABAD BANK
Branch Name:	ALIPORE BRANCH,KOLKATA	A/C No:*	650000000000

[Save & Continue](#)

APPLICATION FORM EXPLAINED IN SECTIONS

Personal Details

SECTION – I (WHEN THE STUDENT HAS AADHAR)

Welcome, Aniket Sarkar

Dashboard

Application Details

- Edit Loan Application
- View Loan Application

Personal Details

Name of Student*	ANIKET	MIDDLE NAME	SARKAR
Name of Father	RAGHAB	MIDDLE NAME	SARKAR
Name of Mother	NILIMA	MIDDLE NAME	SARKAR
Co-borrower/Legal guardian's name*	RAGHAV	MIDDLE NAME	SARKAR
Students Mobile No.*	987880004	Relationship with Co-Borrower*	FATHER
Date of Birth*	01-06-2003	Gender*	MALE
Student Caste*	GENERAL	Whether physically challenged:	No
Do you have Aadhaar Number?:	Yes	Student's Aadhaar Card No:	308180000111
Last Qualification*	HIGHER SECONDARY/EQUIVALENT		
Student's PAN Card:*	No		

Download Undertaking Document

In case of any Edit/amendment in contact number or name, edit option may be selected

FORMAT OF UNDERTAKING, IF THERE IS NO PAN

That I SANDIP DAS undertake to apply for PAN as per the Income Tax Act and to furnish the same before sanction/Disbursement of the Loan under Student Credit Card Scheme.

Date : _____

Signature of the applicant

To be uploaded letter

Personal Details

SECTION – I (WHEN THE STUDENT HAS NO AADHAR)

Welcome,
Amar Nath
Ghosh

Dashboard

Application Details

Edit Loan Application

View Loan Application

Personal Details

Name of Student*	AMAR	NATH	GHOSH
Name of Father	KLSDKHKJH	JJKHDJKK	BJJKD
Name of Mother	JSDJGJDG	KJBKKBKJ	JHJSKHDJH
Co-borrower/Legal guardian's name*	JHJKHFFKJHS	KJBKJHJKH	KJBKDFJKDFH
Students Mobile No:*	7019129589	Relationship with Co-Borrower*	MOTHER
Date of Birth*	20-04-2004	Gender*	MALE
Student Caste*	GENERAL	Whether physically challenged:*	No
Do you have Aadhaar Number?:	No	Name of 10th standard Board:	CENTRAL BOARD OF SECONDARY ED
		Registration Number of 10th standard Board:	11001907
Year of passing of 10th standard Board:	2018		
Last Qualification*	B.SC		
Student's PAN Card:*	No		

[Download Undertaking Document](#)

SECTION -III (PERMANENT ADDRESS AND COURSE & INCOME DETAILS)

Where the family of the student resides

Assembly* Entally (Vidhan Sabha constituency) ▾

Permanent Address Details

House No: 77

Street Name:* FEDER

PIN Code:* 700021

State* West Bengal ▾

District* KOLKATA ▾

Assembly* Entally (Vidhan Sabha constituency) ▾

Course & Income Details

Whether received/receiving any scholarship/free ship from any agency:* No ▾

Annual income of co-borrower (all sources):* 1000000

Programme:* UG

(Course fee + tuition) (Indicative):* 500000

Year of Commencement:* 2021

Loan amount required:* 450000

Course Name:* B.B.A.

Whether received any Institutional brochure/ document detailing the Course/Tuition fees : * Yes ▾
You have to upload relevant document later on

Year of Completion:* 2024

Loan amount In words:* FOUR LAKH FIFTY THOUSAND ONLY

Bank Details of the Student

IFS Code:* ICIC0000421

Name of Bank* ICICI BANK LTD

Branch Name:* KALYANI

A/C No:* 042101508983

Bank For Loan* HDFC Bank ▾

Bank Branch For Loan* KALYANI - WEST BENGAL ▾

Bank Details of the Co-borrower

IFS Code:* ICIC0000421

Name of Bank* ICICI BANK LTD

Branch Name:* KALYANI

A/C No:* 0758010109165

Save & Continue

SECTION – IV (BANK DETAILS OF STUDENTS AND CO-BORROWER)

Bank Details of the Student

IFS Code:*	<input type="text" value="ALLA0210022"/>	Name of Bank*	<input type="text" value="ALLAHABAD BANK"/>
Branch Name:	<input type="text" value="ALIPORE BRANCH,KOLKATA"/>	A/C No:*	<input type="text" value="657836907447"/>
Bank For Loan*	<input type="text" value="THE WEST BENGAL STATE COOPER v"/>	Bank Branch For Loan*	<input type="text" value="SALT LAKE CITY BRANCH v"/>

Bank Details of the Co-borrower

IFS Code:*	<input type="text" value="ALLA0210022"/>	Name of Bank*	<input type="text" value="ALLAHABAD BANK"/>
Branch Name:	<input type="text" value="ALIPORE BRANCH,KOLKATA"/>	A/C No:*	<input type="text" value="8916499493496"/>

Save & Continue



APPLICANT'S DOCUMENT UPLOADING (WHEN THERE IS AADHAR)

WBSCC

Welcome, Aniket Sarkar

Student Credit Card

Logout

Upload Scanned Supporting Document

Photograph of applicant (should be (JPEG,jpg) and 50 KB at maximum and 20 KB at minimum.)* No file...lected.

Photograph of co-applicant/co-borrower (should be (JPEG,jpg) and 50 KB at maximum and 20 KB at minimum.)* No file...lected.

Signature of student (should be (JPEG,jpg) and 50 KB at maximum and 10 KB at minimum.)* No file...lected.

Co-borrower /Legal guardian's signature (should be (JPEG,jpg) and 50 KB at maximum and 10 KB at minimum.)* No file...lected.

Student's Aadhaar Card (it should be (pdf,PDF) and 400 KB at maximum and 50 KB at minimum.)* No file...lected.

Student's PAN Undertaking Document (it should be (pdf,PDF) and 400 KB at maximum and 50 KB at minimum.)* No file...lected.

Co-Borrower's PAN Card (it should be (pdf,PDF) and 400 KB at maximum and 50 KB at minimum.)* No file...lected.

Co-Borrower's Address Proof (Voter ID Card) (it should be (pdf,PDF) and 400 KB at maximum and 50 KB at minimum.)* No file...lected.

Relivent Page of the Brochure/ document detailing the Course fee/ Tuition fees (it should be (pdf,PDF) and 400 KB at maximum and 50 KB at minimum.)* No file...lected.

I Shri/ Smt ANIKET SARKAR son/ daughter of RAJIB SARKAR do hereby declare that I / my parents/ legal guardian/ my family have/ has been residing in the State of West Bengal since last 10 years (or more) . I / my parents/ legal guardian/ my family do hereby declare that the above mentioned information furnished by me correct and true my knowledge and belief.

I do hereby authorise my loan sanctioning Bank to disburse/ to pay any Institutional expenses directly to the institution's Bank account from my sanctioned loan account.

Latest Colour photograph of the student in specified format

Latest Colour photograph of the co-applicant/co-borrower as specified

Signature of the student, as specified

Co-borrower's Address proof.

If required to visit the previous page, click on previous option

Admission receipt of the institution, as specified

Signature of the, as specified

Student's Aadhaar Card as specified

Student's PAN card or undertaking as specified

Co-borrower's PAN card or undertaking as specified

These two undertakings are to be submitted

If the procedure done correctly, click on save & continue

APPLICANT'S DOCUMENT UPLOADING (WHEN THERE IS NO AADHAR)

Welcome,
Amar Nath Ghosh

Dashboard

Application Details

Upload Scanned Supporting Document

Data has been saved Successfully

Photograph of applicant (should be (JPEG,jpg) and 50 KB at maximum and 20 KB at minimum.)*	<input type="button" value="Choose File"/> No fi...sen	<input type="button" value="View File"/>
Photograph of co-applicant/co-borrower (should be (JPEG,jpg) and 50 KB at maximum and 20 KB at minimum.)*	<input type="button" value="Choose File"/> No fi...sen	<input type="button" value="View File"/>
Signature of student (should be (JPEG,jpg) and 50 KB at maximum and 10 KB at minimum.)*	<input type="button" value="Choose File"/> No fi...sen	<input type="button" value="View File"/>
Co-borrower /Legal guardian's signature (should be (JPEG,jpg) and 50 KB at maximum and 10 KB at minimum.)*	<input type="button" value="Choose File"/> No fi...sen	<input type="button" value="View File"/>
Student's 10th standard Document (it should be (pdf,PDF) and 400 KB at maximum and 50 KB at minimum.)*	<input type="button" value="Choose File"/> No fi...sen	<input type="button" value="View File"/>
Co-Borrower's Address Proof (Driving License) (it should be (pdf,PDF) and 400 KB at maximum and 50 KB at minimum.)*	<input type="button" value="Choose File"/> No fi...sen	<input type="button" value="View File"/>
Admission Receipt (it should be (pdf,PDF) and 400 KB at maximum and 50 KB at minimum.)*	<input type="button" value="Choose File"/> No fi...sen	<input type="button" value="View File"/>
Student's PAN Undertaking Document (it should be (pdf,PDF) and 400 KB at maximum and 50 KB at minimum.)*	<input type="button" value="Choose File"/> No fi...sen	<input type="button" value="View File"/>
Co-Borrower's PAN Undertaking Document (it should be (pdf,PDF) and 400 KB at maximum and 50 KB at minimum.)*	<input type="button" value="Choose File"/> No fi...sen	<input type="button" value="View File"/>

Student's Class Xth board registration certificate to be uploaded, if there is no Aadhaar

- I Shri/ Smt AMAR NATH GHOSH son/ daughter of KLSDKHKJH JJKHDJJK BJJKD do hereby declare that I / my parents/ legal guardian/ my family have/ has been residing in the State of West Bengal since last 10 years (or more) . I further declare that the above mentioned information furnished by me correct and true my knowledge and belief.
- I do hereby authorise my loan sanctioning Bank to disburse/ transfer my Institutional expenses directly to the institution's Bank account from my sanctioned loan account.

Previous

Save & Continue



APPLICANT'S PROFILE VIEW

ONCE THE STUDENT OPT FOR SAVE AND CONTINUE IN THE PREVIOUS PAGE THIS PAGE WILL OPEN UP

The screenshot shows the 'View Application' page for Aniket Sarkar. The page is divided into several sections: Basic Details, Details of the qualifying public examination, Present course of study, and Personal Details. Callouts point to various elements: 'Name of the student' points to the applicant's name; 'Scanned photo with signature of the student' points to the student's photo and signature; 'Scanned photo with signature of the co-borrower' points to the co-borrower's photo and signature; 'Details of the qualifying examination' points to the 'Name of the last qualifying examination' field; 'Details of the Present Course of study' points to the 'Name of the course' field; 'Option to view the personal details' points to the 'Personal Details' section header; 'Option to view the uploaded documents' points to the 'Upload documents' section header; and a large callout at the bottom right provides instructions to review all fields and press 'Submit Application'.

WBSCC
Welcome, Aniket Sarkar

Student Credit Card [Logout]

Download Application Details

Basic Details			
Applicant ID.	WBSCC2166644931		
Applicant Name	ANIKET SARKAR		
Mobile No.	98*****		
Email Id	anik@*****.com		
Details of the qualifying public examination			
Name of the last qualifying examination	HIGHER SECONDARY/EQUIVALENT		
Present course of study			
Name of the Programme	UG	Name of the course	B. B. A.
Year of admission in this course	2021	Year of Completion	2024
Name of the present Institution	Asutosh College	Institution State	West Bengal
Institution District	KOLKATA		
Personal Details			
Upload documents			

Submit Application

Copyright © 2021 - 2022 Higher Education - All Rights Reserved

Details of the qualifying examination

Option to view the personal details

Option to view the uploaded documents

Please review all the fields, edit if necessary (EDIT button is one the left panel). Once the student is fully satisfied with the details fed, he/she needs to press Submit Application

APPLICANT'S PROFILE AFTER FINAL SUBMISSION



Confirm Submission

After Submission of Application there is no option for modification of application details. Do you confirm to Submit?

YES NO

View Application

Basic Details

Applicant ID: WBSCC2166644931

Applicant Name: ANIKET SARKAR

Mobile No.: 9076600000

Email Id: aniket@wbcc.com

Details of the qualifying public examination

Name of the last qualifying examination: HIGHER SECONDARY/EQUIVALENT

Present course of study

Name of the Programme	UG	Name of the course	B.B.A
Year of admission in this course	2021	Year of Completion	2024
Name of the present Institution	Asutosh College	Institution State	West Bengal
Institution District	KOLKATA		

Personal Details

Upload Documents

Submit Application

Once the student submits the application, this pop up menu appears.

Once the student is sure that the details are fed correctly, He / She is required to opt for 'Yes' or 'No' very cautiously as there is no option for modification.

If all data fed is ok, the student required to press 'Yes'

AFTER SUBMISSION, THIS DASHBOARD APPEARS



WBSCC

Welcome,
Aniket Sarkar


Dashboard

Application Details

Student Credit Card

Logout

Details of Application




Aniket Sarkar
WBSCC2166644931
9876543210

[Track Application](#)

#	Activity	Status	Date
1	Applicant Registration	Done	21-06-2021 17:05:37
2	Application Form Fillup	Done	21-06-2021 17:41:21
3	Upload Supporting Document	Done	21-06-2021 17:39:41
4	Application Submission	Done	21-06-2021 17:46:20
5	Status	Application Submitted to HOI	

Once form is submitted by the student, it shows that the form is submitted to the Institution

Copyright © 2021 - 2022 Higher Education - All Rights Reserved

Designed Developed and Hosted by:  NATIONAL INFORMATICS



WHEN THE APPLICATION IS RETURNED BY THE INSTITUTION TO THE APPLICANT (IN CASE OF ANY DISCREPANY, IF DETECTED BY THE INSTITUTION)

WBSCC

Welcome,
Sandip Das


Dashboard

Application Details

Student Credit Card

Logout

Details of Application



Sandip Das
WBSCC2193246471
9800000000

Edit Loan Application

Track Application


#	Activity	Status	Date
1	Applicant Registration	Done	21-06-2021 11:11:10
2	Application Form Fillup	Done	21-06-2021 11:28:39
3	Upload Supporting Document	Done	21-06-2021 11:40:19
4	Application Submission	Pending	21-06-2021 11:44:43
5	Status	Application Returned by HOI to APPLICANT	


Click to edit the application, when returned by the institution.


In case of pending of submission, the application will be returned by the Institution to the applicant.


WHEN THE FORM IS SUCCESSFULLY SUBMITTED



 **WBSCC**

 Welcome,
Sandip Das

 Dashboard

 Application Details ▾



Student Credit Card

 Logout

Details of Application



Sandip Das

WBSCC2193246471



983619376



#	Activity	Status	Date
1	Applicant Registration	Done	21-06-2021 11:11:10
2	Application Form Fillup	Done	21-06-2021 18:45:44
3	Upload Supporting Document	Done	21-06-2021 18:45:47
4	Application Submission	Done	21-06-2021 18:45:52
5	Status	Application Submitted to HOI	

STATUS VIEWED BY THE APPLICANT IN THE DASHBOARD

When the application is forwarded to HED



WBSCC

Welcome,
Sandip Das


Dashboard

Application Details

Student Credit Card

Logout

Details of Application



[Track Application](#)

#	Activity	Status	Date
1	Applicant Registration	Done	21-06-2021 11:11:10
2	Application Form Fillup	Done	21-06-2021 18:45:44
3	Upload Supporting Document	Done	21-06-2021 18:45:47
4	Application Submission	Done	21-06-2021 18:45:52
5	Status	Application Forwarded by HOI to HED	

Sandip Das
WBSCC2193246471
987648877



STATUS VIEWED BY THE APPLICANT IN THE DASHBOARD

When the application is forwarded to Bank by HED

WBSCC

Welcome,
Sandip Das


Dashboard

Application Details

Student Credit Card

Logout

Details of Application



Sandip Das
WBSCC2193246471
98XXXXXXXX

[Track Application](#)

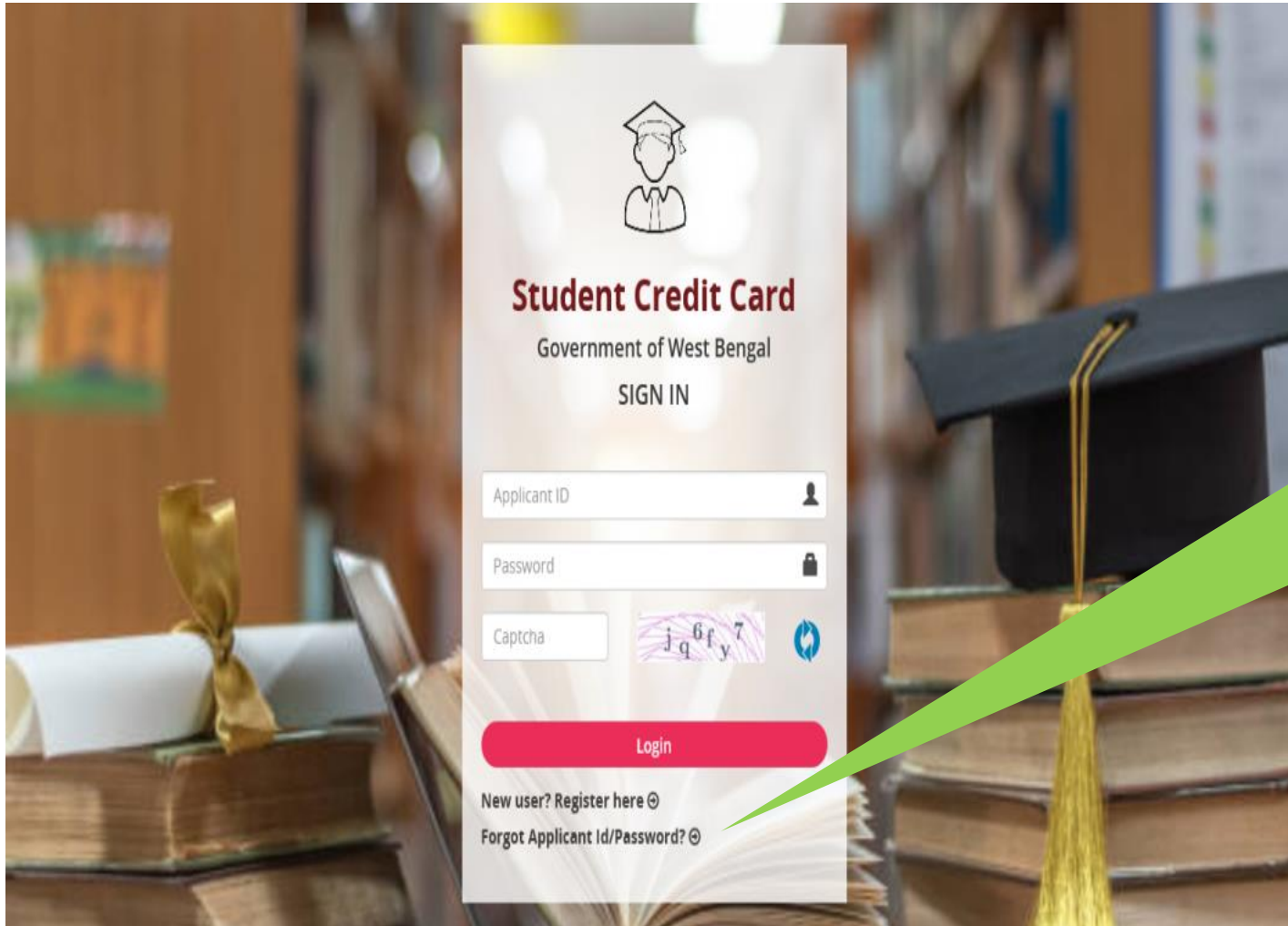
#	Activity	Status	Date
1	Applicant Registration	Done	21-06-2021 11:11:10
2	Application Form Fillup	Done	21-06-2021 18:45:44
3	Upload Supporting Document	Done	21-06-2021 18:45:47
4	Application Submission	Done	21-06-2021 18:45:52
5	Status	Application Forwarded by HED to BANK	

Copyright © 2021 - 2022 Higher Education - All Rights Reserved

Designed Developed and Hosted by: NATIONAL INFORMATICS



WHEN THE APPLICANT FORGOT APPLICATION ID / PASSWORD



In case the student forgets Applicant ID / Password , He/ She needs to press Forgot Applicant ID /Password



WHEN THE APPLICANT FORGOT APPLICATION ID / PASSWORD PROCEDURE - HOW TO RETRIEVE APPLICATION ID / PASSWORD.....(Cont'd)


Student Credit Card
Government of West Bengal
Retrieve Applicant Id/Password

Select What is to Retrieve


Captcha  

[Back To Home](#) [Submit](#)

The applicant needs to select from the dropdown list what to retrieve and then press the submit button

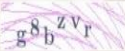



WHEN THE APPLICANT FORGOT APPLICATION ID / PASSWORD PROCEDURE - HOW TO RETRIEVE APPLICATION ID / PASSWORD...(Cont'd)


Student Credit Card
Government of West Bengal
Retrieve Applicant Id/Password

Applicant ID

Aadhaar Number

Captcha  

[Back To Home](#) [Submit](#)

In case the Applicant ID / User ID is forgotten, the student needs to opt for 'Applicant ID' and endorse his / her Aadhaar No. or Class X th Reg. No. (if no Aadhar) and fill up captcha, thereafter he / she needs to press submit button , the details will be sent to the registered mobile number